

# SET-UP SHEET

# XRAY T3.11

RACE	MCSS Open		
TRACK	MCSS		
NAME	Eric Dankel		
CITY / COUNTRY	Neckarsulm	Germany	
CONTACT	eric.dankel@web.de		

DATE	09/01/2011	TEMPERATURE / °F or °C	AIR	TRACK			
QUALIFYING POSITION	1	BEST LAPTIME / sec	13,1	FINAL POSITION	1	RACE LENGTH / minutes	5

TRACK CONDITION	<input type="checkbox"/> TECHNICAL	<input checked="" type="checkbox"/> CARPET	<input type="checkbox"/> ASPHALT
	<input type="checkbox"/> MIXED	<input checked="" type="checkbox"/> FAST	
TRACTION	<input checked="" type="checkbox"/> LOW	<input type="checkbox"/> MEDIUM	<input type="checkbox"/> HIGH

FRONT	REAR
<b>TRANSMISSION</b>	

FRONT PULLEY		REAR PULLEY	
LOOSE	MEDIUM	TIGHT	<input checked="" type="checkbox"/>
ONE WAY DIFFERENTIAL	<input type="checkbox"/> YES		
SOLID ONE WAY DIFF.	<input type="checkbox"/> YES		
SOLID AXLE	<input checked="" type="checkbox"/> YES		
	<b>MIDDLE ONE WAY PULLEY</b>		
	FIXED	<input checked="" type="checkbox"/>	
	ONE-WAY	<input type="checkbox"/>	

PINION / T	18	SPUR GEAR / T	116	
FINAL DRIVE RATIO	6.444444444444444		ROLLOUT	0

FRONT	REAR		
<input type="checkbox"/> ALU	<input type="checkbox"/> PLASTIC	<input type="checkbox"/> ALU	<input type="checkbox"/> PLASTIC
<b>XRAY SPRINGS</b>			
#308393	Super Soft	<input type="checkbox"/> YELLOW	(D=1.4) 14 lb
#308384		<input type="checkbox"/> BLUE-GREEN	(D=1.5) 15 lb
#308394	Soft	<input type="checkbox"/> WHITE	(D=1.5) 17.5 lb
#308385		<input type="checkbox"/> LIGHT-BLUE	(D=1.6) 20 lb
#308395	Soft Medium	<input type="checkbox"/> BLUE	(D=1.6) 22.5 lb
#308386		<input type="checkbox"/> DARK-BLUE	(D=1.7) 25 lb
#308396	Medium	<input type="checkbox"/> VIOLET	(D=1.7) 28 lb
#308387		<input type="checkbox"/> LIGHT-PURPLE	(D=1.8) 30 lb
#308397	Medium Hard	<input type="checkbox"/> PURPLE	(D=1.8) 33 lb
#308388		<input type="checkbox"/> LIGHT-RED	(D=1.9) 35 lb
#308398	Hard	<input type="checkbox"/> RED	(D=1.9) 38 lb

#308373	<input type="checkbox"/>	C 2.2	<input type="checkbox"/>
#308374	<input type="checkbox"/>	C 2.4	<input type="checkbox"/>
#308375	<input type="checkbox"/>	C 2.6	<input checked="" type="checkbox"/>
#308376	<input checked="" type="checkbox"/>	C 2.8	<input type="checkbox"/>
#308377	<input type="checkbox"/>	C 3.0	<input type="checkbox"/>
#308378	<input type="checkbox"/>	C 3.2	<input type="checkbox"/>
#308379	<input type="checkbox"/>	C 3.4	<input type="checkbox"/>

500	OTHER SPRING	500	
	OIL / CST		
	LENGTH / mm		
	PRELOAD / mm		
10	REBOUND %	10	
<input type="checkbox"/> YES	<input checked="" type="checkbox"/> NO	<input type="checkbox"/> YES	<input checked="" type="checkbox"/> NO
<input type="checkbox"/> YES	<input type="checkbox"/> NO	<input type="checkbox"/> YES	<input type="checkbox"/> NO
<input type="checkbox"/> OPENED	HOLES IN PISTON	<input type="checkbox"/> CLOSED	

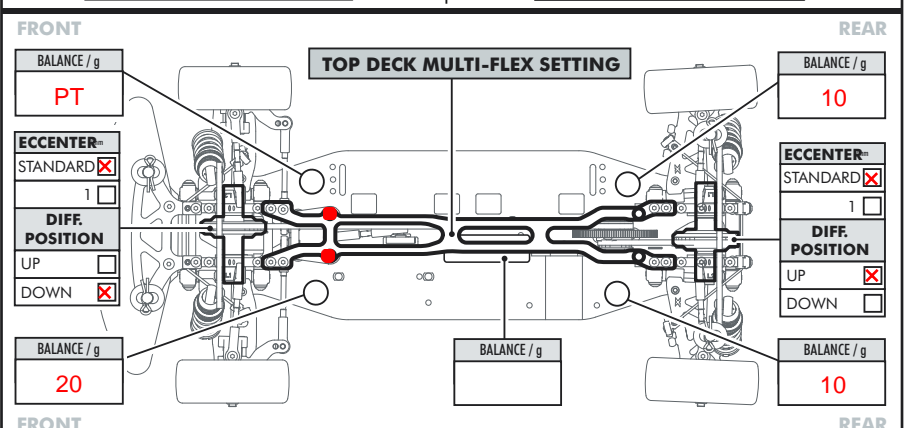
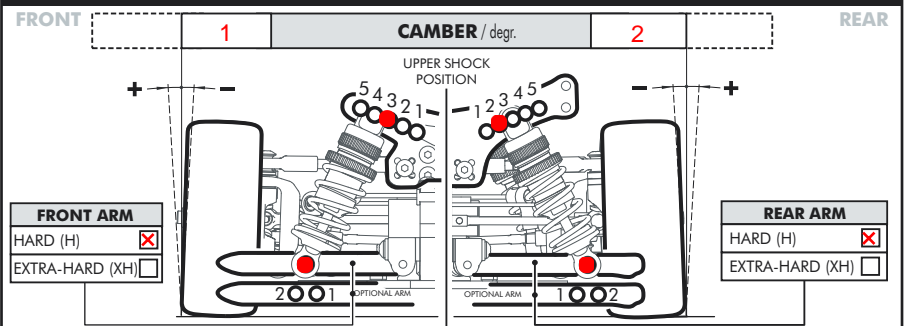
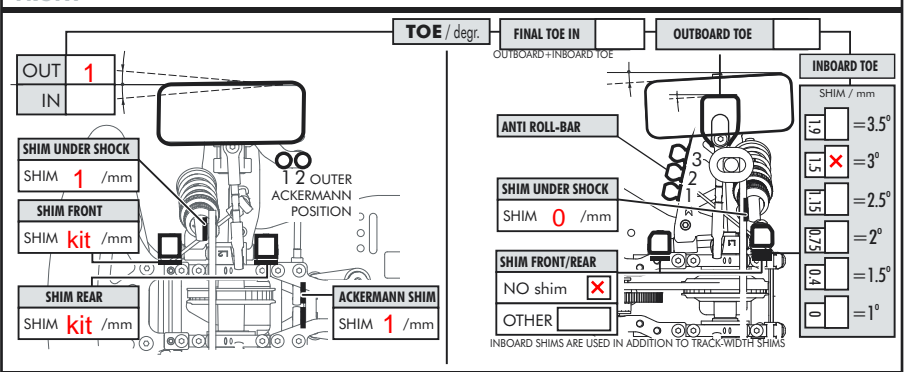
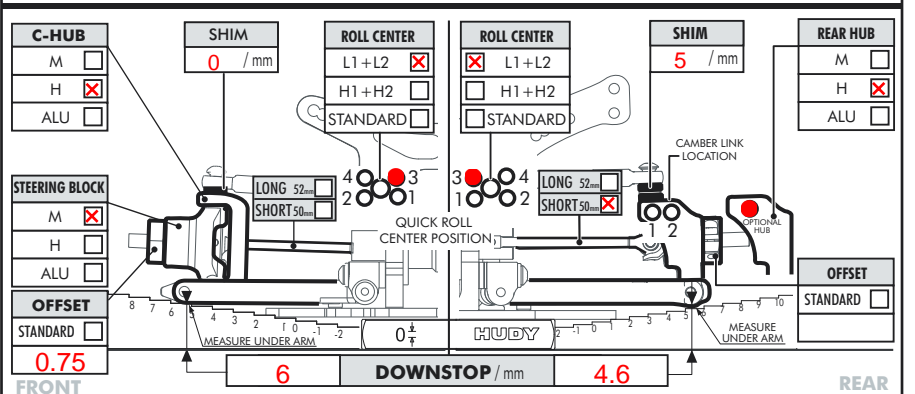
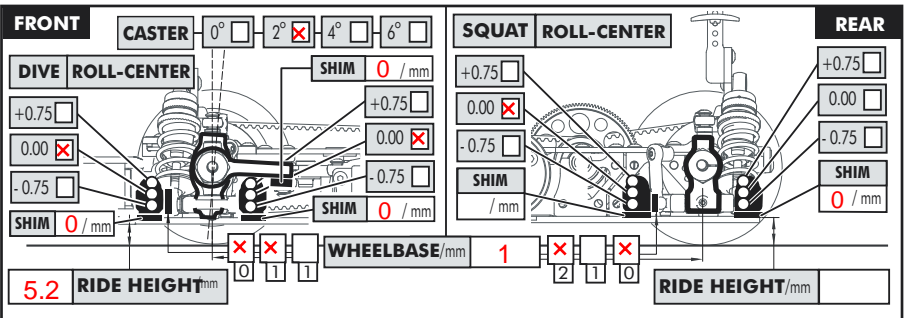
1.5	THICKNESS / mm	<b>ANTI-ROLL BAR</b>	THICKNESS / mm	1.3
-----	----------------	----------------------	----------------	-----

Sorex	TIRES	Sorex	
	DIAMETER / mm		
	INSERTS		
LRP	ADDITIVE	LRR	
FRONT LEFT	FRONT RIGHT	REAR LEFT	REAR RIGHT
TREATED AREA			

WHEELS		
S <input type="checkbox"/>	M <input type="checkbox"/>	H <input checked="" type="checkbox"/>
HARDNESS		
S <input type="checkbox"/>	M <input type="checkbox"/>	H <input checked="" type="checkbox"/>

MOTOR	5.0T Octa	TIMING	0000	
ROTOR		ARMATURE		
ESC		BATTERIES	LRP	
BRUSHLESS	PROGRAM	PUNCH	INITIAL BRAKE	AUTO BRAKE
BODY	Mazda Speed 6	WING	PF	

●  - APPLIED S-SOFT M-MEDIUM H-HARD



FRONT

REAR